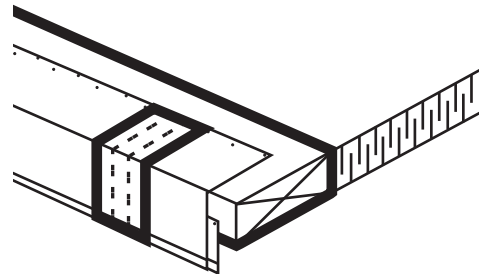
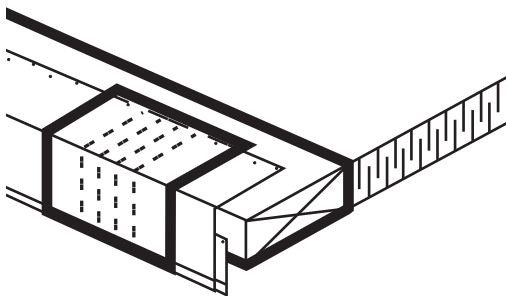


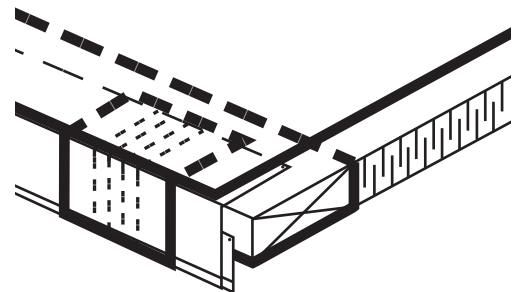
1. Install Hi-Tuff TPO Coated Metal with 3-6mm (1/8" - 1/4") joints between adjoining sections



2. Install 5cm (2") wide duct tape over joints in Hi-Tuff TPO Coated metal.



3. Heat weld 15cm (6") wide piece of non-reinforced membrane over joint.



4. Position reinforced membrane and hot air weld to Hi-Tuff TPO Coated Metal a minimum of 4cm (1 1/2").



## Roof Edge with Coated Metal Roofing System Detail

Scale: Not to scale

Date: August, 2016

Detail No.: H-S-204